

Product Information

DJ4A

2-Wire Indoor Monitor

2-Wire Indoor Handset

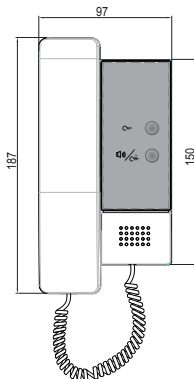


DESCRIPTION

2-wire system indoor monitor, audio phone.

2-Wire System Indoor Audio Handset

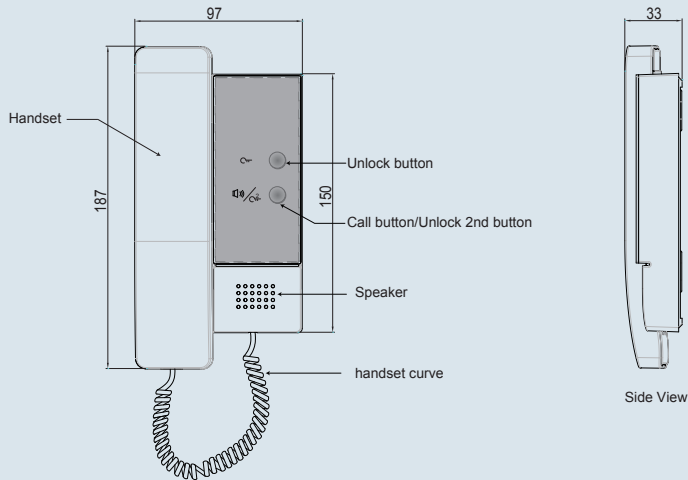
DIMENSION



FEATURES

- ▶ Handset audio phone;
 - ▶ DIP address setting;
 - ▶ Max.128 DIP address;
 - ▶ Inner call Intercom;
 - ▶ Door bell connection;
 - ▶ Two locks control;
 - ▶ 4 ringtones choose;
 - ▶ Suitable for villa&apartment system.
-

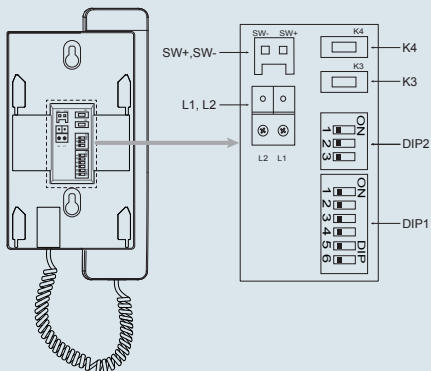
1. Parts and Functions



Key functions

Handset	Pick up to communicate with visitor.
Handset curve	Connect handset with monitor.
Unlock button	Press to release the door.
Call button/Unlock 2nd button	In standby mode, pick up handset, then press Call button to activate the inner call; During calling/talking state, press Unlock 2nd button to release the second door.
Speaker	Send out voice from the visitor.

Terminal Descriptions



SW+,SW-:Door bell call button connection port.

L1,L2:Bus terminal.

K4:Used to Ring Tone setting.

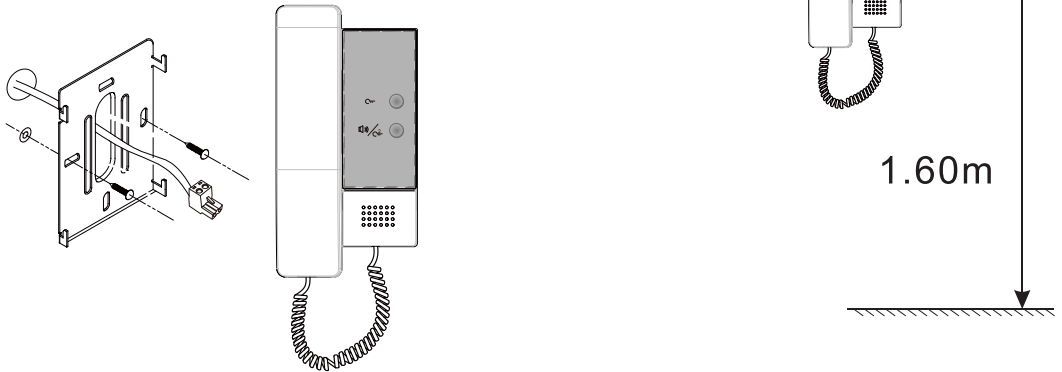
K3:Used to Ring Volume setting.

DIP1(Bit1~6):Used to User Code setting.

DIP2(Bit1~3):Used to Slave Monitor Address
or Extended Address setting.

2. Mounting

- 1). Fix 2 screws to the wall at a appropriate height;
- 2). Connect the system correctly;
- 3). Attach the audio phone to the bracket.



3. Specification


- Power Supply : DC 24V;
- Power Consumption: Standby 2.1mA; Working status 75.9mA;
- Working Temperature: -15°C ~ +55°C;
- Wiring: 2 wires, non-polarity;
- Dimension: 187(H)×97(W)×33(D)mm;

4. Packing Information



Dimensions: 202(H)×100(W)×60(D)mm

Gross Weight: 0.4Kg



Carton: 415 (H)×360 (W)×265 (D)mm

Quantity: 28PCS